

IPTV Subscription Monthly: The Ultimate Guide to No-Contract Streaming

Updated : 06/12/2026



IPTV Subscription Monthly: The Ultimate Guide to No-Contract Streaming

When cutting the cord, many users are hesitant to swap a restrictive cable contract for another long-term commitment. That is where a **monthly IPTV subscription** comes into play.

Opting for a month-to-month, pay-as-you-go plan gives you ultimate flexibility, allowing you to test stream stability, evaluate channel lineups, and walk away at any time without cancellation fees.

This guide breaks down the true cost of monthly IPTV plans, their pros and cons, and how to maximize your value without getting locked into a long-term contract.

The Cost of Flexibility: Monthly IPTV Price Breakdown

In the IPTV industry, buying in bulk always yields the lowest per-month rate. However, standard monthly packages remain incredibly cheap compared to traditional broadcasting.

On average, a premium, stable **1-month IPTV subscription costs between \$10.00 and \$15.00**.

Here is how monthly pricing scales depending on the type of plan you choose:

- **Single-Device Monthly Plan (\$9.99 – \$12.99):** Gives you full access to live global TV, sports, and VOD on exactly one active device at a time. Perfect for individual users.
- **Multi-Room / Family Monthly Plan (\$14.99 – \$19.99):** Includes 2 to 4 simultaneous connections under a single monthly bill. This allows multiple family members to watch different channels on separate devices.
- **Premium Sports/4K Add-on Plans (\$16.00+):** Some specialized providers charge a slight premium for dedicated high-bandwidth servers that feature raw, uncompressed 4K feeds for live sports and Pay-Per-View (PPV) events.

Pros and Cons of a Month-to-Month IPTV Subscription

Before entering your payment details, it is important to weigh the freedom of a monthly plan against the financial savings of a longer commitment.

The Advantages

- **Zero Financial Risk:** If a provider's servers start lagging, buffering, or go offline completely, you only lose a single month's fee rather than a full year's investment.

- **Perfect for Seasonal Viewing:** Are you only interested in the Premier League, NFL season, or a specific tournament? A monthly subscription allows you to pay only for the months your favorite sports are active.
- **No Contracts or Hidden Fees:** You pay flat fees upfront. There are no credit checks, activation fees, or early termination penalties.
- **Easy Hardware Testing:** It gives you 30 days to see how well the provider's hardware playlist integrates with your specific setup, whether you use an Amazon Firestick, Android TV box, or Apple TV.

The Disadvantages

- **Higher Relative Cost:** While a single month is cheap, paying \$15 every month adds up to \$180 a year. Conversely, a pre-paid 12-month plan usually drops the average cost down to \$6.00–\$8.00 a month (\$75–\$95 total).
- **Manual Renewal Hassles:** Many privacy-focused IPTV providers do not offer automatic recurring billing. This means you have to manually log in and purchase a new M3U link or Xtream Codes line every 30 days to avoid service interruption.

What to Look For in a 1-Month Premium Provider

Because the monthly market is highly competitive, do not settle for subpar service. Ensure any provider you pay features the following baseline standards:

1. True 24-Hour Trial Periods

Before even buying a 1-month plan, look for providers offering a free or low-cost (\$1–\$2) 24-hour test phase. Use this time to inspect the electronic program guide (EPG) and check for channel syncing issues.


2. Multi-Format Compatibility

A quality monthly provider gives you complete access options. They should provide an **M3U URL** (for apps like Tivimate or IPTV Smarters Pro), **Xtream Codes API login**, and compatibility with MAG devices or Enigma2 systems.


3. Anti-Freeze Technology & Server Load Balancing


The most common issue with cheap monthly streams is buffering during major live events. Premium servers utilize automated load balancing to shift users to under-utilized servers when traffic spikes.

3 Quick Tips for Monthly IPTV Users

 **Tip 1: Protect Against ISP Throttling** Internet Service Providers frequently detect high-volume IPTV streaming data and deliberately throttle your connection speed, causing sudden buffering. Always run a trusted VPN

alongside your monthly subscription to encrypt your traffic and keep speeds stable.

 **Tip 2: Track Your Expiration Date** To avoid your screen going black right in the middle of a weekend game, set a calendar reminder a day before your 30-day link expires so you can renew your line smoothly.

 **Tip 3: Avoid "Auto-Debit" on Untrusted Sites** If a brand-new, unverified IPTV site forces you to sign up for an automatic recurring monthly credit card subscription with no way to turn it off manually, look elsewhere. Stick to providers offering manual monthly renewals or secure alternative payment methods.

Frequently Asked Questions

Can I cancel a monthly IPTV subscription at any time?

Yes. Because monthly plans are entirely prepaid, there is no contract to cancel. If you do not want to continue using the service, simply do not renew it for the following month.

Does a monthly plan include the same channels as a yearly plan?

Yes. Reputable providers offer identical channel lists, VOD movies, and features across all of their subscription tiers. The only difference is the duration of the access key and the price per month.

What internet speed do I need for smooth monthly IPTV streaming?

For standard definition (SD), a minimum of 10 Mbps is fine. However, for a seamless High Definition (HD) or 4K live sports streaming experience without buffering, you should have a stable internet connection of at least **25 to 30 Mbps**.

Here is an SEO-optimized, highly engaging **10-question Q&A resource** focused on IPTV subscription prices and monthly plans. This format is perfectly structured to target long-tail search queries, high-intent user questions, and Google's **People Also Ask (PAA)** features.

IPTV Subscription Prices & Monthly Plans: 10 Critical Questions Answered

Q1: What is the average, realistic cost of a reliable IPTV subscription?

A dependable, high-quality IPTV subscription typically costs between **\$10 and \$15 per month**. If you choose to commit to a long-term package, the price generally drops to around

\$70 to \$90 for a full 12-month subscription, bringing your average monthly cost down to less than \$8.00.

Q2: Why are some IPTV providers charging \$5 a month while others charge \$15?

The price difference almost always reflects **server infrastructure and customer support**. A \$5 service usually operates on overloaded servers, leading to constant buffering during live events, and offers no technical support. A \$15 premium subscription invests in anti-freeze technology, automated backup lines, daily VOD (Video-on-Demand) updates, and 24/7 support desks.

Q3: Are there any hidden fees or extra hardware rental costs with IPTV?

No. Unlike traditional cable companies that charge extra for HD access, local broadcast fees, or box rentals, legitimate IPTV operates on a strict **flat-rate pre-paid model**. The price you see upfront covers the entire service. Your only external costs are a high-speed internet connection and a reliable VPN.

Q4: Can I use a single monthly IPTV subscription on multiple TVs or phones?

It depends entirely on your plan's **simultaneous connection limit**. Most standard entry-level packages include exactly one active stream connection. If you attempt to watch on a second device simultaneously, your stream will freeze or get blocked. Most providers allow you to upgrade to a "Family Plan" with 2 to 5 connections for an extra fee of \$2 to \$5 a month.

Q5: Is it safe to purchase a "Lifetime" IPTV subscription deal?

Absolutely not. Avoid lifetime IPTV deals at all costs. Setting up and running streaming servers requires ongoing monthly costs for bandwidth, maintenance, and security. Any provider offering a lifetime subscription for a flat one-time fee is running an exit scam—they will take your money, run the service for a few weeks or months, and then permanently shut down.

Q6: Do I need a specific streaming device to use a monthly IPTV package?

No, IPTV is incredibly flexible. It works seamlessly across almost all major modern hardware platforms. You can easily install popular IPTV player applications (like TiviMate, IPTV Smarters Pro, or IBO Player) on devices such as the Amazon Firestick, Android TV boxes, Smart TVs, iOS/Android smartphones, and computers.

Q7: What minimum internet speed is required to stream IPTV without buffering?

To enjoy a smooth streaming experience, your internet connection should meet these baseline speeds:

- **Standard Definition (SD):** 10 Mbps minimum.
- **High Definition (HD) & Full HD (1080p):** 15 to 25 Mbps.
- **4K Ultra HD & Live Sports Feeds:** At least 30 to 50 Mbps of stable download speed.

Q8: What are the main benefits of choosing a monthly IPTV plan over a 12-month plan?

The main benefit is **zero financial risk and total freedom**. If a provider's server performance degrades, or if they suddenly go offline, you only lose a single month's payment rather than a massive annual investment. It is also perfect for seasonal viewers who only want to watch their favorite sports leagues for a few months out of the year.

Q9: Why do I need to use a VPN with my IPTV subscription?

A Virtual Private Network (VPN) is essential for two reasons: **privacy and performance**. Many Internet Service Providers (ISPs) actively detect high-bandwidth IPTV data streams and deliberately throttle your connection speeds, causing artificial buffering. A VPN completely encrypts your traffic so your ISP cannot see what you are streaming, preventing throttling and bypassing regional geo-blocks.

Q10: How can I safely test an IPTV provider before spending any money?

Always look for a provider that explicitly offers a **24-hour free trial** or a very low-cost 48-hour paid test line (\$1 to \$3). Always run your test during **peak viewing hours**—such as during a major live football match or on a Sunday night—to evaluate how well the provider handles massive server traffic and high load spikes.